SunOne

**Nombre:** Fernando
**Potencia:** 653.4 kW
**Tarifa:** GDMTH

**Teléfono:**
**Fecha:** 23 de Agosto de 2024
**Número de Servicio:** 112160160147

**HOY CONSUMES SIN PANELES** 111,549 kWh **y pagas a CFE** $ 561,135

**TU PRODUCCIÓN CON** 1080 **PANELES** 94,335 kWh

Pagas actualmente a la compañía de energía

$3,989,375.00 MXN

AL AÑO

Con paneles solares pagarás al año

$970,472.00 MXN

Tu ahorro económico anual

$3,018,903.00 MXN



| RETORNO DE INVERSIÓN | POTENCIA Módulos | Cantidad de Módulos | ÁREA |
|---|---|---|---|
| 1.2 AÑOS | 605 W | 1080 | 3024 $m^2$ |

**TASA INTERNA DE RETORNO**

81.8 %

SunOne

# Propuesta 1

**FECHA:** 23 de Agosto de 2024

**FECHA DE VENCIMIENTO:** 7 de Septiembre de 2024

## *Folio No # 20240001*

**Fernando Santos**

**Tel:**

**Email:**

| Cant. | Concepto | Precio | Total |
|---|---|---|---|
| 1080 | Trina 605W | | |
| 22 | Fronius Symo 24.0-3 24kW DE 3 FASES A 480VAC 2 MPPT | | |

Subtotal $ 3,690,000.00

***TOTAL (MXN)$ 3,690,000.00***



# RETORNO DE INVERSIÓN

| Año | Pago Actual | Nuevo Pago a CFE | Beneficio fiscal | Ahorro Económico Anual | Ahorro Económico Total | Ahorro Económico Acumulado |
|---|---|---|---|---|---|---|
| 1 | $ 3,989,375.00 | $ 970,472.00 | $ 0.00 | $ 3,018,903.00 | $ 3,018,903.00 | $ -671,097.00 |
| 2 | $ 4,109,056.25 | $ 999,586.16 | $ 0.00 | $ 3,109,470.09 | $ 3,109,470.09 | $ 2,438,373.09 |
| 3 | $ 4,232,327.94 | $ 1,029,573.74 | $ 0.00 | $ 3,202,754.19 | $ 3,202,754.19 | $ 5,641,127.28 |
| 4 | $ 4,359,297.78 | $ 1,060,460.96 | $ 0.00 | $ 3,298,836.82 | $ 3,298,836.82 | $ 8,939,964.10 |
| 5 | $ 4,490,076.71 | $ 1,092,274.79 | $ 0.00 | $ 3,397,801.92 | $ 3,397,801.92 | $ 12,337,766.02 |
| 6 | $ 4,624,779.01 | $ 1,125,043.03 | $ 0.00 | $ 3,499,735.98 | $ 3,499,735.98 | $ 15,837,502.00 |
| 7 | $ 4,763,522.38 | $ 1,158,794.32 | $ 0.00 | $ 3,604,728.06 | $ 3,604,728.06 | $ 19,442,230.07 |
| 8 | $ 4,906,428.05 | $ 1,193,558.15 | $ 0.00 | $ 3,712,869.90 | $ 3,712,869.90 | $ 23,155,099.97 |
| 9 | $ 5,053,620.89 | $ 1,229,364.89 | $ 0.00 | $ 3,824,256.00 | $ 3,824,256.00 | $ 26,979,355.97 |
| 10 | $ 5,205,229.52 | $ 1,266,245.84 | $ 0.00 | $ 3,938,983.68 | $ 3,938,983.68 | $ 30,918,339.65 |
| 11 | $ 5,361,386.41 | $ 1,304,233.22 | $ 0.00 | $ 4,057,153.19 | $ 4,057,153.19 | $ 34,975,492.83 |
| 12 | $ 5,522,228.00 | $ 1,343,360.21 | $ 0.00 | $ 4,178,867.79 | $ 4,178,867.79 | $ 39,154,360.62 |
| 13 | $ 5,687,894.84 | $ 1,383,661.02 | $ 0.00 | $ 4,304,233.82 | $ 4,304,233.82 | $ 43,458,594.44 |
| 14 | $ 5,858,531.68 | $ 1,425,170.85 | $ 0.00 | $ 4,433,360.83 | $ 4,433,360.83 | $ 47,891,955.27 |
| 15 | $ 6,034,287.63 | $ 1,467,925.98 | $ 0.00 | $ 4,566,361.66 | $ 4,566,361.66 | $ 52,458,316.93 |
| 16 | $ 6,215,316.26 | $ 1,511,963.75 | $ 0.00 | $ 4,703,352.51 | $ 4,703,352.51 | $ 57,161,669.44 |
| 17 | $ 6,401,775.75 | $ 1,557,322.67 | $ 0.00 | $ 4,844,453.08 | $ 4,844,453.08 | $ 62,006,122.52 |
| 18 | $ 6,593,829.02 | $ 1,604,042.35 | $ 0.00 | $ 4,989,786.68 | $ 4,989,786.68 | $ 66,995,909.20 |
| 19 | $ 6,791,643.89 | $ 1,652,163.62 | $ 0.00 | $ 5,139,480.28 | $ 5,139,480.28 | $ 72,135,389.47 |
| 20 | $ 6,995,393.21 | $ 1,701,728.53 | $ 0.00 | $ 5,293,664.68 | $ 5,293,664.68 | $ 77,429,054.16 |
| 21 | $ 7,205,255.01 | $ 1,752,780.38 | $ 0.00 | $ 5,452,474.62 | $ 5,452,474.62 | $ 82,881,528.78 |
| 22 | $ 7,421,412.66 | $ 1,805,363.79 | $ 0.00 | $ 5,616,048.86 | $ 5,616,048.86 | $ 88,497,577.64 |
| 23 | $ 7,644,055.04 | $ 1,859,524.71 | $ 0.00 | $ 5,784,530.33 | $ 5,784,530.33 | $ 94,282,107.97 |
| 24 | $ 7,873,376.69 | $ 1,915,310.45 | $ 0.00 | $ 5,958,066.24 | $ 5,958,066.24 | $ 100,240,174.21 |
| 25 | $ 8,109,577.99 | $ 1,972,769.76 | $ 0.00 | $ 6,136,808.23 | $ 6,136,808.23 | $ 106,376,982.44 |

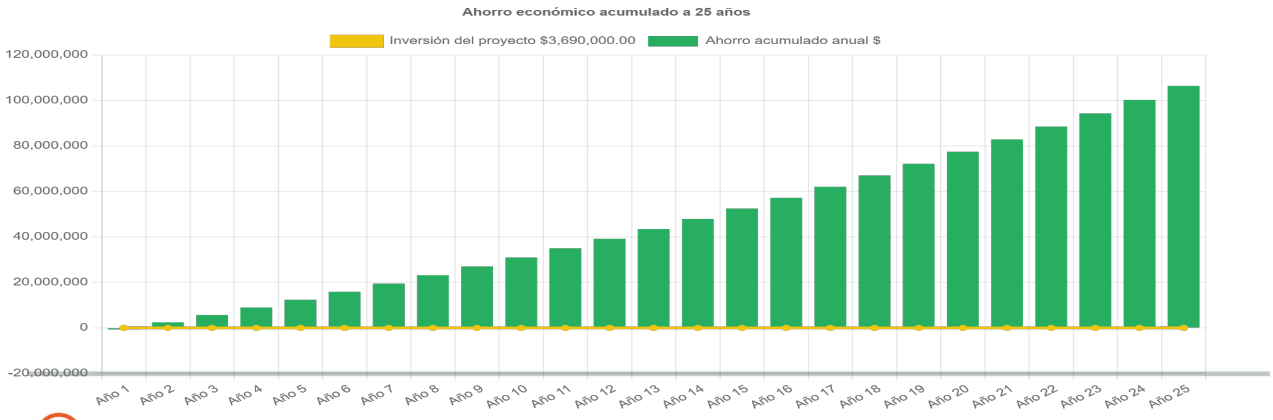

# Generación de energía de acuerdo a periodos horarios de la tarifa GDMTH

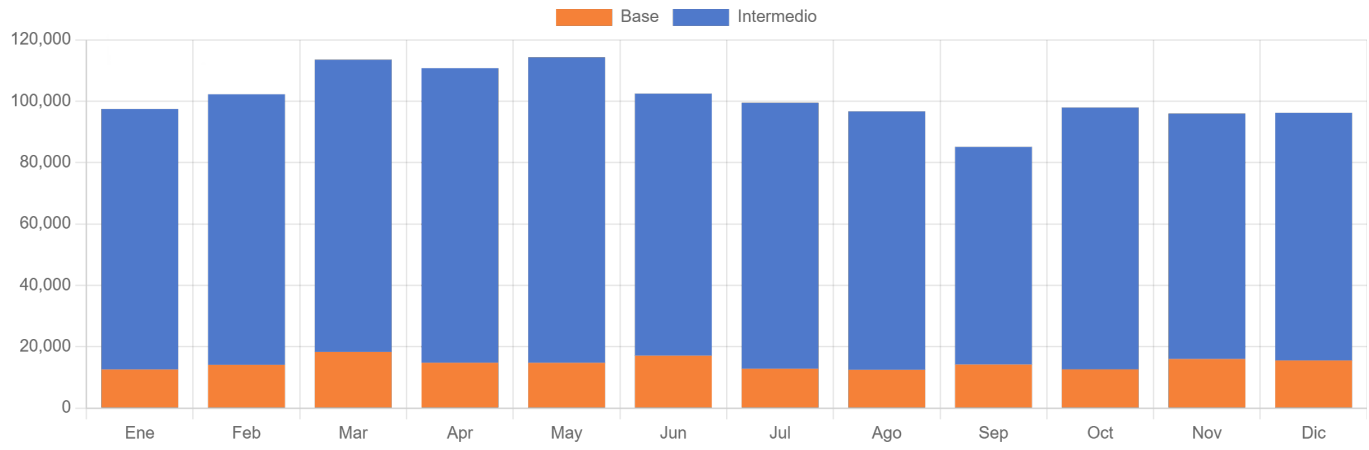


| | Enero | Febrero | Marzo | Abril | Mayo | Junio | Julio | Agosto | Septiembre | Octubre | Noviembre | Diciembre |
|---|---|---|---|---|---|---|---|---|---|---|---|---|
| kWh Intermedio | 84,901.2 | 88,171.4 | 95,230.2 | 96,015.0 | 99,572.1 | 85,404.3 | 86,667.1 | 84,222.0 | 70,939.6 | 85,308.7 | 79,995.8 | 80,710.2 |
| kWh Base | 12,578.0 | 14,107.4 | 18,313.5 | 14,771.5 | 14,751.4 | 17,080.9 | 12,839.6 | 12,477.3 | 14,187.9 | 12,638.3 | 15,999.2 | 15,521.2 |
| kWh Totales | 97,479.1 | 102,278.9 | 113,543.7 | 110,786.6 | 114,323.5 | 102,485.1 | 99,506.7 | 96,699.3 | 85,127.6 | 97,947.0 | 95,994.9 | 96,231.4 |